

Product datasheet

Specifications



discrete output module X80 - 16 outputs - 24 V DC negative

BMXDDO1612

Main

Range Of Product	Modicon X80
Product Or Component Type	Discrete output module
Discrete Output Number	16
Discrete Output Type	Solid state
Discrete Output Logic	Negative
Discrete Output Voltage	24 V 19...30 V DC
Discrete Output Current	0.5 A

Complementary

Current Per Channel	0.625 A
Maximum Current Per Module	10 A
Maximum Leakage Current	0.5 mA at state 0
Maximum Voltage Drop	<1.2 V at state 1
Insulation Resistance	> 10 MOhm 500 V DC
Power Dissipation In W	2.26 W
Response Time On Output	1.2 ms
Paralleling Of Outputs	Yes : 3 maximum
Typical Current Consumption	79 mA at 3.3 V DC
Mtbf Reliability	490000 H
Protection Type	reverse polarity protection External short-circuit protection overload protection overvoltage protection
Output Overload Protection	With electronic circuit breaker $1.5 I_n < I_d < 2 I_n$ With current limiter
Output Overvoltage Protection	With transil diode
Output Short-Circuit Protection	With 2 A external fuse
Reverse Polarity Protection	Reverse mounted diode
Voltage Detection Threshold	< 14 V DC preactuator fault > 18 V DC preactuator at state 0
Maximum Tungsten Load	6 W
Switching Frequency	0.5/LI² Hz
Load Impedance Ohmic	>= 48 Ohm

Disclaimer: This documentation is not intended as a substitute for and is not to be used for determining suitability or reliability of these products for specific user applications

Status Led	1 LED (green) module operating (RUN) 1 LED per channel (green) channel diagnostic 1 LED (red) module error (ERR) 1 LED (red) module I/O
Net Weight	0.12 kg

Environment

Ip Degree Of Protection	IP20
Directives	2014/35/EU - low voltage directive 2014/30/EU - electromagnetic compatibility
Dielectric Strength	1500 V AC at 50/60 Hz 1 minute, output/ground 1500 V AC at 50/60 Hz 1 minute, output/internal logic
Vibration Resistance	3 gn
Shock Resistance	30 gn
Ambient Air Temperature For Storage	-40...85 °C
Ambient Air Temperature For Operation	0...60 °C
Relative Humidity	5...95 % at 55 °C without condensation
Operating Altitude	0...2000 m 2000...5000 m with derating factor

Packing Units

Unit Type Of Package 1	PCE
Number Of Units In Package 1	1
Package 1 Height	5.500 cm
Package 1 Width	11.500 cm
Package 1 Length	11.800 cm
Package 1 Weight	145.000 g
Unit Type Of Package 2	S02
Number Of Units In Package 2	15
Package 2 Height	15.000 cm
Package 2 Width	30.000 cm
Package 2 Length	40.000 cm
Package 2 Weight	2.506 kg

Contractual warranty

Warranty	18 months
----------	-----------

Sustainability

Green Premium™ label is Schneider Electric's commitment to delivering products with best-in-class environmental performance. Green Premium promises compliance with the latest regulations, transparency on environmental impacts, as well as circular and low-CO₂ products.

Guide to assessing product sustainability is a white paper that clarifies global eco-label standards and how to interpret environmental declarations.

[Learn more about Green Premium >](#)

[Guide to assess a product's sustainability >](#)

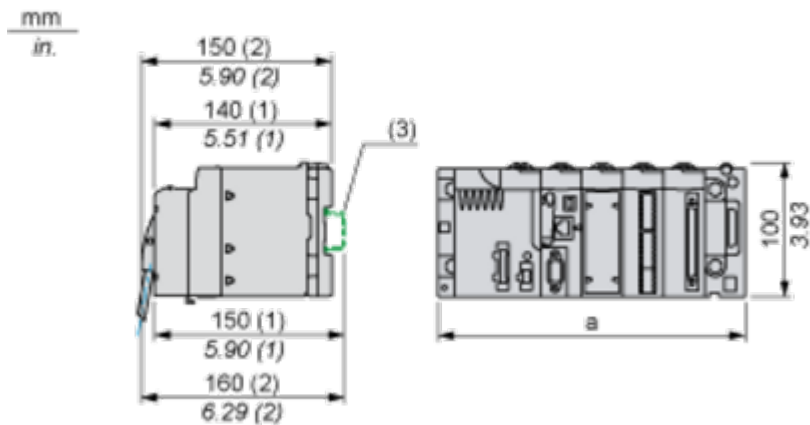
Well-being performance

 Mercury Free	
 Rohs Exemption Information	Yes
Reach Regulation	REACH Declaration
Eu Rohs Directive	Pro-active compliance (Product out of EU RoHS legal scope)
China Rohs Regulation	China RoHS declaration
Weee	The product must be disposed on European Union markets following specific waste collection and never end up in rubbish bins

Dimensions Drawings

Modules Mounted on Racks

Dimensions



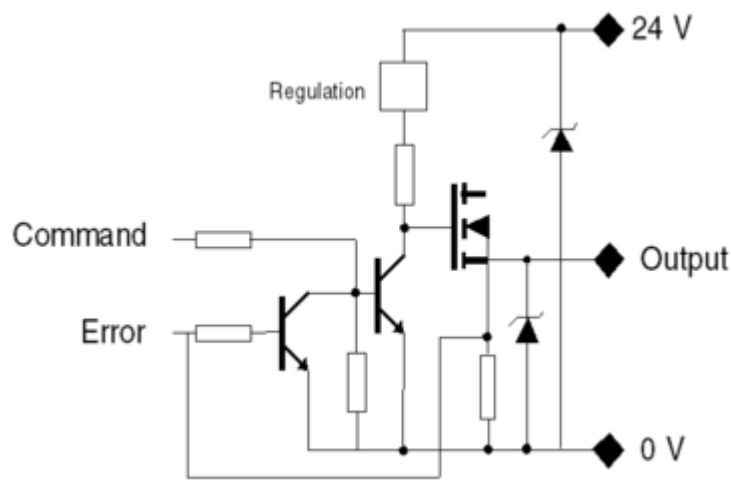
- (1) With removable terminal block (cage, screw or spring).
(2) With FCN connector.
(3) On AM1 ED rail: 35 mm wide, 15 mm deep. Only possible with BMXXBP0400/0400H/0600/0600H/0800/0800H rack.

Rack references	a in mm	a in in.
BMXXBP0400 and BMXXBP0400H	242.4	09.54
BMXXBP0600 and BMXXBP0600H	307.6	12.11
BMXXBP0800 and BMXXBP0800H	372.8	14.68
BMXXBP1200 and BMXXBP1200H	503.2	19.81

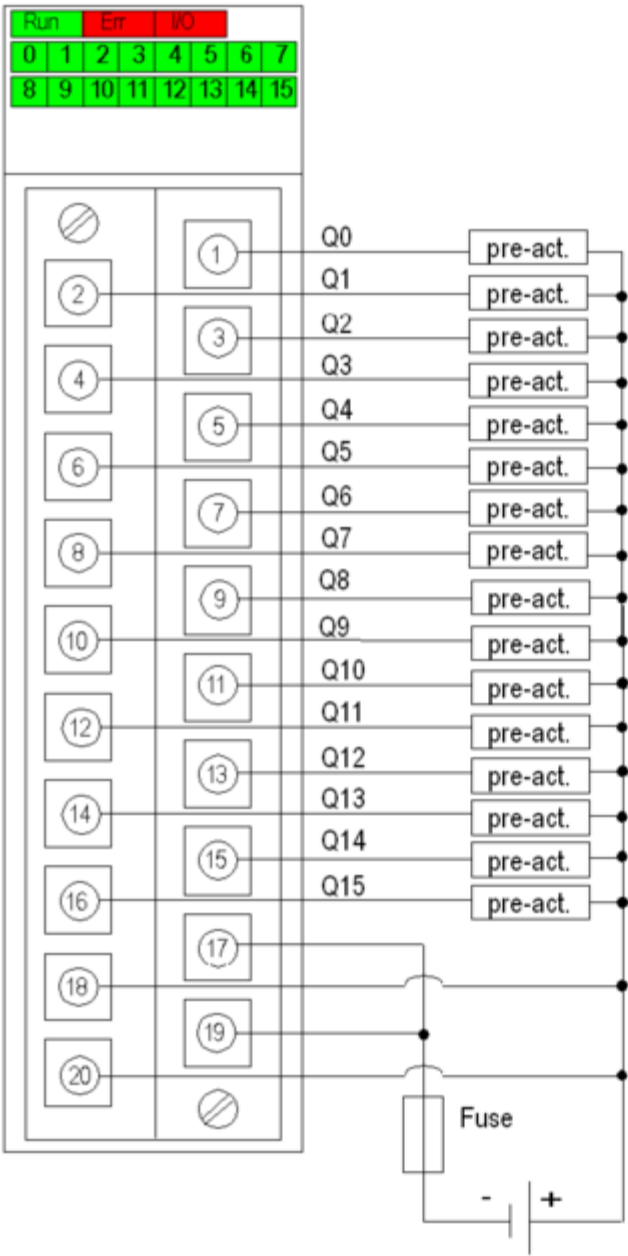
Connections and Schema

Connecting the Module

Output Circuit Diagram



Module Connection



power supply 24 VDC
fuse fast blow fuse of 6.3 A
pre-act pre-actuator